

## Effects of different aging methods on chemical and rheological properties of bitumen

Tarsi, Giulia; Varveri, Aikaterini; Lantieri, Claudio; Scarpas, Athanasios; Sangiorgi, Cesare

**DOI**

[10.1061/\(ASCE\)MT.1943-5533.0002206](https://doi.org/10.1061/(ASCE)MT.1943-5533.0002206)

**Publication date**

2018

**Document Version**

Accepted author manuscript

**Published in**

Journal of Materials in Civil Engineering

**Citation (APA)**

Tarsi, G., Varveri, A., Lantieri, C., Scarpas, A., & Sangiorgi, C. (2018). Effects of different aging methods on chemical and rheological properties of bitumen. *Journal of Materials in Civil Engineering*, 30(3), [04018009]. [https://doi.org/10.1061/\(ASCE\)MT.1943-5533.0002206](https://doi.org/10.1061/(ASCE)MT.1943-5533.0002206)

**Important note**

To cite this publication, please use the final published version (if applicable).  
Please check the document version above.

**Copyright**

Other than for strictly personal use, it is not permitted to download, forward or distribute the text or part of it, without the consent of the author(s) and/or copyright holder(s), unless the work is under an open content license such as Creative Commons.

**Takedown policy**

Please contact us and provide details if you believe this document breaches copyrights.  
We will remove access to the work immediately and investigate your claim.

# Effects of different ageing methods on the chemical and rheological properties of bitumen

Giulia Tarsi<sup>1</sup>; Aikaterini Varveri<sup>2</sup>; Claudio Lantieri<sup>3</sup>; Athanasios Scarpas<sup>4</sup>; and Cesare Sangiorgi<sup>5</sup>

<sup>1</sup>M.Sc. student, Department of Civil, Chemical, Environmental and Materials Engineering – DICAM, University of Bologna, Viale Risorgimento 2, 40136 Bologna, Italy. E-mail: [tarsigiulia90@gmail.com](mailto:tarsigiulia90@gmail.com)

<sup>2</sup>Postdoctoral Research Fellow, Faculty of Civil Engineering, Delft University of Technology, Stevinweg 1, 2628 CN Delft, The Netherlands (corresponding author). E-mail: [a.varveri@tudelft.nl](mailto:a.varveri@tudelft.nl)

<sup>3</sup>Researcher, Department of Civil, Chemical, Environmental and Materials Engineering – DICAM, University of Bologna, Viale Risorgimento 2, 40136 Bologna, Italy. E-mail: [claudio.lantieri2@unibo.it](mailto:claudio.lantieri2@unibo.it)

<sup>4</sup>Full Professor, Faculty of Civil Engineering, Delft University of Technology, Stevinweg 1, 2628 CN Delft, The Netherlands. E-mail: [a.scarpas@tudelft.nl](mailto:a.scarpas@tudelft.nl)

<sup>5</sup>Associate Professor, Department of Civil, Chemical, Environmental and Materials Engineering – DICAM, University of Bologna, Viale Risorgimento 2, 40136 Bologna, Italy. E-mail: [cesare.sangiorgi4@unibo.it](mailto:cesare.sangiorgi4@unibo.it)

---

1 **Abstract:** Bitumen undergoes ageing, which leads to changes in its chemical and rheological properties, thus  
2 becoming harder and more brittle in time. This study aims to compare the effects of different laboratory  
3 ageing methods on chemistry and rheology of three bitumen types, i.e. a Pen 40/60, a Pen 70/100 and a  
4 polymer modified bitumen (PmB). Four ageing protocols were applied: ageing at room temperature, oven  
5 ageing, the Pressure Ageing Vessel (PAV), and the Rolling Thin Film Oven Test (RTFOT) combined with  
6 PAV ageing. The effects of temperature, pressure, and ageing time were studied using dynamic shear tests  
7 and infrared spectroscopy. The results highlight the relationship between chemistry and rheology of bitumen.  
8 Bitumen hardening, which was revealed by an increase in complex modulus and a decrease in phase angle,  
9 was reflected in the growth of specific chemical functional groups. Among all materials, soft bitumen  
10 showed the greater tendency to oxidize. Different behaviour was observed for PmB that presented the  
11 highest resistance against oxidation among the studied bitumens, even though the reaction with oxygen  
12 caused the deterioration of the added polymer modifiers.

13 **Author keywords:** Bitumen; Ageing; Chemistry; Rheology; FTIR

---

15

## 16 **Introduction**

17 Numerous studies have investigated the sensitivity of asphalt mixtures to the damaging effects of climatic  
18 conditions and traffic loading. Especially, the ageing processes that occur during the service life of asphalt  
19 pavements lead to obtain mixtures that are more brittle in time and therefore, prone to ravelling and cracking  
20 (Molenaar et al. 2010). Various ageing mechanisms are identified in literature, namely physical hardening,  
21 loss of volatile components and oxidation. Among all, oxidation is considered to be the most important  
22 ageing process that can alter the chemical and rheological properties of bitumen.

23 The complex mechanical response of pavements is governed by the properties of asphalt mastics  
24 (Dondi et al. 2014) and essentially, it depends on the filler properties and on the way they interact with  
25 bitumen (Sangiorgi et al. 2016; Vignali et al. 2014; Mazzotta et al. 2016). However, bitumen is an organic  
26 material, as it mainly consists of carbon and hydrogen atoms (Lesueur 2009), which reacts with the oxygen  
27 present in the atmosphere and undergoes ageing. Actually, it is the ageing susceptibility of bitumen that leads  
28 to pavement damage (Lopes et al. 2012).

29 Oxidative ageing is a diffusion-driven phenomenon, which occurs due to photo-oxidation and  
30 thermal reaction between bitumen components and atmospheric oxygen (Lu et al. 2008). Oxygen diffuses  
31 into bitumen, changes the chemical features of bitumen and consequently, affects its physical properties. In  
32 general, the diffusion phenomenon is driven by the internal heat energy and is influenced by several  
33 parameters. The average radius of the diffusing molecules and the viscosity of the diffusion medium affect  
34 the rate of oxygen diffusion. Furthermore, intermolecular interactions, polarity and temperature influence  
35 indirectly this phenomenon (Karlsson and Isacsson 2003; Herrington 2012). Also, the temporal changes in  
36 the concentrations of oxygen and reactive bitumen species during the ageing reaction can affect the reaction  
37 itself (Herrington 2012).

38 Corbett (1969), as reported in Lesueur (2009), separated bitumen in four fractions: saturates  
39 aromatics, resins and asphaltenes. Each fraction is a continuum of molecules with different size, polarity and  
40 aromaticity. Redelius and Soenen (2015) reported that the largest size of bitumen macromolecules is defined  
41 by the crude oil source, while its smallest size is determined by the refinery process. Polar molecules  
42 influence the elastic behaviour of material by creating a network. On the contrary, non-polar fractions

43 contribute to the viscous response of bitumen (Lerfald 2000). The reaction of bitumen and atmospheric  
44 oxygen leads to the growth of polar and aromatic molecules, which are able to reduce the mobility of  
45 molecules to flow; hence bitumen undergoes hardening and embrittlement.

46 In literature, several studies investigated the changes of bitumen fractions when subjected to ageing.  
47 It has been found that aromatics generate resin fractions, which in turn generate asphaltenes. On the other  
48 hand, the concentration of saturates changes slightly due to their low chemical reactivity (Lesueur 2009). The  
49 oxidation of bitumen fractions generates a number of functional groups such as ketones, sulfoxides,  
50 dicarboxylic anhydrides, and carboxylic acids. Ketones are formed from specific aromatic molecules, which  
51 have two adjacent benzylic carbon moieties. When those molecules are oxidized, first, they result in the  
52 formation of dicarboxylic anhydride and then, ketones are made by condensation. Carboxylic acids are  
53 produced in small amounts. On the other hand, sulfoxides are the result of organic sulphides oxidation,  
54 which represent functional moieties of many types of asphalt (Petersen 2009).

55 The types of oxidation products are consistently the same for bitumen from different sources, but  
56 their amount may differ especially between unmodified and polymer modified bitumen (Lu et al. 2008). In  
57 reality, the concentration of each product and their tendency to oxidize are influenced by crude oil origin. As  
58 sulphides are more reactive, sulfoxides have higher production rate and are formed faster than ketones. After  
59 that, ketones are formed, which finally yield anhydrides and carboxylic acids. Lesueur (2009) stated that  
60 sulfoxides are thermally unstable and they reach a constant level, which depends on initial sulphur content  
61 and oxygen diffusion into the material. In contrast, ketones and carboxylic acids are more stable, but they do  
62 not always reach an asymptotic value. Also, Lesueur (2009) indicated that field aged bitumen usually  
63 achieves a constant value, while an asymptotic value is not reached when bitumen is laboratory aged. On the  
64 other hand, Liu et al. (1996) showed that the rate of carbonyl formation becomes constant for all laboratory  
65 aged bitumen after an initial higher rate period. More recently, Lu et al. (2008) confirmed the increase of  
66 carbonyls and sulfoxides molecules after standard short- and long-term ageing protocols, namely after  
67 Rolling Thin Film Oven Test (RTFOT) and Pressure Ageing Vessel (PAV) ageing. They compared the  
68 formation of these functional groups for unmodified and Styrene-Butadiene-Styrene (SBS) modified bitumen  
69 through infrared spectroscopy. Sulfoxides were observed to grow more in the neat standard bitumen.

70 Conversely, a greater presence of carbonyl was found for the modified material. The researchers attributed  
71 this increase to both oxidation and degradation of polymers.

72 The rheological and physical characteristics of bitumen are strongly related to the chemical ones.  
73 Ageing causes stiffening of the bitumen as shown by an increase of complex modulus and a decrease of  
74 phase angle (Lu et al. 2008; Molenaar et al. 2010). Moreover, oxidation increases bitumen viscosity, which  
75 depends on the type and strength of molecular interactions. Petersen (2009) reported that bitumens with high  
76 content of metals, especially vanadium, show major sensitivity to viscosity. In addition, the values of  
77 softening point and penetration grade change after oxidation. Lu et al. (2008) reported that the softening  
78 point increases for natural bitumen, while the opposite trend was found for polymer modified materials. On  
79 the contrary, the penetration value decreases with increasing ageing time.

80

### 81 **Research objectives**

82 This study aims to compare the effects of different laboratory ageing methods on the chemistry and rheology  
83 of bitumen. The influence of temperature, pressure, and ageing time were studied using the Dynamic Shear  
84 Rheometer (DSR) tests and Fourier Transform Infrared Spectroscopy (FTIR). Also, the properties of aged  
85 bitumens were compared with those of the unaged fresh materials to study the susceptibility of the different  
86 bitumen types to ageing.

87

### 88 **Experimental research**

89 To study the effects of different laboratory ageing methods on bitumen chemistry and rheology four ageing  
90 protocols were applied: ageing at room temperature, oven ageing, Pressure Ageing Vessel (PAV) and  
91 Rolling Thin Film Oven Test (RTFOT) combined with PAV ageing. The effects of temperature, pressure,  
92 and ageing time on three bitumens types were studied by means of DSR and FTIR tests. Two replicate  
93 samples of each bitumen type were tested at every ageing condition to determine statistically reliable results.  
94 In all the cases analysed, similar results were obtained.

95

### 96 ***Materials and sample preparation***

97 Three bitumen types were adopted throughout this study, two standard or neat bitumens and one polymer  
98 modified bitumen. The standard materials varied with respect to their penetration grade; a Q8 Pen 40/60  
99 bitumen and a Q8 Pen 70/100 bitumen were used. The Q8 polymer modified bitumen with a grade QmB  
100 45/80 - 65 was obtained by the addition of Styrene-Butadiene-Styrene (SBS) polymers, which are often used  
101 to enhance the durability and resistance of bitumen (Dondi et al. 2016). Table 1 lists the properties of the  
102 materials.

103 Cylindrical bitumen samples were prepared according to the European Standard NEN-EN  
104 12594:2014. The diameter of the samples was equal to 27.50 mm and their thickness was 2 mm. Bitumen, in  
105 quantity lower than one liter, was heated in the oven for 120 minutes at temperature that did not exceed the  
106 softening point of each specific bitumen type more than 100°C. The liquid bitumen was stirred and poured in  
107 a silicon mould to cool down. Then, the mould was placed in a refrigerator for about 15 minutes. The  
108 samples were finally demoulded and were ready for ageing in the lab.

109

#### 110 *Ageing methods*

111 Four ageing methods were applied, namely ageing at room temperature, oven ageing, ageing by means of the  
112 Pressure Ageing Vessel, and an ageing protocol that included the combination of Rolling Thin Film Oven  
113 Test and PAV ageing.

114 Ageing at room temperature was performed at five different time intervals of 5, 10, 15, 20 and 25  
115 days. The average room temperature was 24.6°C. During room ageing the samples were not homogenized, as  
116 this would require the application of heat that could affect the results. Oven ageing was carried out at 135°C  
117 for 60 hours, and 5, 10, 15 days. A standard quantity of bitumen (90±3 g) was heated and poured into  
118 aluminium containers forming a 1 cm thick layer. During ageing, bitumen was manually stirred, rotating the  
119 trays clockwise and counter-clockwise once a day in order to encourage the homogeneous ageing of the  
120 samples. The Pressure Ageing Vessel test was performed at standard conditions, i.e. ageing at 100°C  
121 temperature and 2.1 MPa pressure for 20 hours, following the NEN-EN 14769:2005 European Standard.  
122 Moreover, PAV test was realized at the same temperature and pressure but for a double ageing time (40  
123 hours). Finally, the short- and long-term standard ageing procedures were combined; first the samples were

124 aged using the RTFOT according to the NEN-EN 12607-1:2014 European Standard followed by PAV at  
125 standard conditions. The aforementioned ageing methods are listed in Table 2.

126

### 127 *Test methods*

128 The effects of ageing were evaluated by means Dynamic Shear Rheometer tests and Fourier Transform  
129 Infrared Spectrometry. The Perkin Elmer Spectrum 100 FTIR spectrometer was used in the Attenuated Total  
130 Reflectance (ATR) mode to identify the chemical functional groups of the bitumens. The wavelength of the  
131 reflected beam is characteristic of each element and indicates the presence of specific functional groups.  
132 Using the ATR technique, sample preparation was simple. A small sample of material was taken using a  
133 spatula and placed under the FTIR anvil. The FTIR spectrum was obtained in the spectral range between  
134 4,000 and 600  $\text{cm}^{-1}$  with a scanning resolution of 4  $\text{cm}^{-1}$  averaging five scans for each measurement in order  
135 to increase the signal-to-noise ratio of the measurements. Then the spectrum was normalized to allow the  
136 quantitative analysis of the results.

137 The oxidation of bitumen was evaluated at specific bands of wavelengths, which can reveal the  
138 formation of the characteristic oxidation products. Researchers have identified four specific wavelengths  
139 where the changes due to ageing can be observed. Due to the complexity of the chemical composition of  
140 bitumen a fixed peak cannot be found for bitumens especially if the origin of materials is different (Van der  
141 Bergh 2011). For this reason, in this study, the effects of ageing were analyzed considering specific bands of  
142 wavelength, as defined by Lamontagne et al (2001), and the corresponding area under those bands (Van der  
143 Bergh 2011). The peak areas were evaluated using semi-quantitative analysis and then the four ageing  
144 indices, namely the aromaticity, long chain, carbonyl and sulfoxide were determined, as presented in Table  
145 3.

146 Bitumen rheology was characterized through DSR tests. The Anton Paar EC-Twist 502 device was  
147 used to analyse the material response over a wide range of temperatures and frequencies that occur during  
148 the pavement service conditions. First, the Linear Viscoelastic Range (LVE) of each bitumen type was  
149 determined by means of amplitude sweep tests. The maximum strain value within the linear viscoelastic  
150 range was 0.9% for Pen 40/60, 1.4% for Pen 70/100 and 1.0% for PmB. These values were chosen to be the  
151 strain amplitude values applied during the frequency sweep tests for each bitumen. The tests were performed

152 using the parallel plate configuration in a strain controlled mode, applying an oscillatory shear stress on a  
153 sample of 1 mm thickness. The tests were performed at a range of frequencies from 10 Hz to 0.1 Hz and at  
154 five temperatures, specifically at 10°C, 20°C, 30°C, 40°C and 50°C.

155

## 156 **Results and discussion**

### 157 *Fourier Transform Infrared Spectroscopy analysis*

158 The FTIR spectra were obtained in a wavelength range from 4,000 to 600  $\text{cm}^{-1}$ . However, the changes due to  
159 ageing can be found at wavelengths less than 1800  $\text{cm}^{-1}$ , as shown in Fig. 1.

160 Fig. 2 shows the aromaticity and long chain indices for all bitumen types after the application of the  
161 various ageing methods. The aromaticity index denotes the aromatization of bitumen and relates to the  
162 increase of viscosity (Nivitha et al. 2016). The results show that the aromaticity index does not vary  
163 significantly after ageing at room temperature for none of the three bitumen types. In contrast, oven ageing  
164 seems to affect the aromatic fraction. The value of the aromaticity index increases in time for the polymer  
165 modified bitumen, especially after five days of oven ageing. For the neat bitumens, the aromatic fraction  
166 shows an increase after five days of oven ageing similar to the PmB, but then remains relatively constant.  
167 The standard PAV method does not influence significantly the value of the aromaticity index compared to its  
168 value before ageing. The application of the extended PAV protocol results in an increase of the aromaticity  
169 index similar to this of prolonged oven ageing.

170 Nivitha et al. (2016) observed a decrease of the long chain index with increasing ageing time.  
171 Similarly, Fig. 2 shows that the long chain index decreases with extended oven ageing for all bitumens.  
172 Depending on the bitumen type, the index seems to decrease with ageing time (for PmB and Pen 70/100) or  
173 reaches a steady state after five days of oven ageing (Pen 40/60). The evolution of the long chain index does  
174 not show a specific trend with time when aged at room temperature.

175 On the contrary, Fig. 3 shows that the values of the carbonyl and sulfoxide indices increase during  
176 ageing; the extent of increase depends on the ageing method applied to the bitumen samples. The carbonyl  
177 index denotes the formation of ketones, dicarboxylic anhydrides and carboxylic acids due to the reaction  
178 between carbon and oxygen ( $\text{C}=\text{O}$ ), whereas the sulfoxide index denotes the  $\text{S}=\text{O}$  stretching due to the



179 oxidation of sulphides. Both indices are identified as key parameters when studying bitumen ageing, as the  
180 carbonyl groups and sulfoxides are the most important oxidation products.

181 It is interesting to note that the carbonyl index has zero value after room ageing, regardless of the  
182 duration of ageing and the bitumen type. On the other hand, ageing in the oven at 135°C causes an increase  
183 of the carbonyl index. The duration of oven ageing influenced the formation of carbonyl compounds, as  
184 indicated by the growth of the carbonyl index. After 60 hours of oven ageing, the carbonyl index of both neat  
185 bitumens remains zero. After 5 days of oven ageing, a slight increase is observed for the harder Pen 40/60  
186 bitumen, whereas a higher value is obtained for the Pen 70/100. However, after 10 days of oven ageing the  
187 value of the carbonyl index increases substantially for both bitumen types and becomes one order of  
188 magnitude higher than its value at five days. Overall, the formation rate of carbonyl compounds is higher for  
189 Pen 70/100 as indicated by the absolute values of the carbonyl index, which are one order of magnitude  
190 higher than those of the harder bitumen. The formation of carbonyl compounds for the PmB occurs after 10  
191 days of oven ageing, unlike for the unmodified bitumens. The delay in carbonyl formation can be attributed  
192 to the inherently low susceptibility of polymer modified bitumens to higher temperatures.

193 The production of sulfoxides does not follow the same trend. Sulfoxides are formed to some extent  
194 when the samples are aged at room temperature, indicating that the natural content of sulphur reacts with  
195 atmospheric oxygen even at lower temperatures. It is, therefore, shown that the sulfoxides (S=O) have a  
196 higher production rate than the carbonyls. This finding verifies the higher rate production of sulfoxides than  
197 ketones reported by Lesueur (2009).

198 Sulfoxides in Pen 70/100 bitumen are also formed at a higher rate compared to Pen 40/60 as  
199 indicated by the sulfoxide index. The value of the sulfoxide index for Pen 70/100 changed by 33%-40% after  
200 ageing at room temperature and 52-62% after oven ageing compared to its value at unaged conditions. In  
201 contrast, the sulfoxide index for Pen 40/60 increased only by 12% after room ageing and 11-16% after oven  
202 ageing compared to the reference unaged value. These findings indicate that the soft bitumen is more  
203 susceptible to oxidative ageing than the harder Pen 40/60 bitumen. For the unmodified bitumens, the  
204 application of the standard PAV method, combined or not with the standard RTFOT method, results in the  
205 growth of both the sulfoxide and carbonyl index. From a comparison between the O60h protocol and the  
206 PAVS protocol, it can be observed that the application of pressures higher than the atmospheric pressure

207 promotes the formation of carbonyl compounds, even though the PAVS ageing was performed for less time  
208 and at lower temperature than O60h ageing after which no carbonyls were produced.

209 On the other hand, the sulfoxide index for the PmB did not vary considerably with ageing time at  
210 room temperature, whereas oven ageing caused an increase in its value after 5 days of ageing. The  
211 application of high temperature and pressure (PAVS, PAVM and RTFOT+PAVS ageing methods) affected  
212 the growth of sulfoxides, but did not increase significantly the amount of carbonyls when using the two  
213 standard ageing protocols. It was observed that the application of PAVS and RTFOT+PAVS ageing resulted  
214 in a minor increase of the carbonyl index for the PmB, while the extended PAVM protocol had a significant  
215 effect on the carbonyl index, possibly due to the prolonged ageing time. The presence of styrene and  
216 butadiene copolymers in the PmB is detected at  $700\text{ cm}^{-1}$  and  $968\text{ cm}^{-1}$  wavelength, respectively (BRRC  
217 2013). The polymer peaks after the application of each ageing method are listed in Table 3. The results show  
218 that the styrene copolymer degrades with ageing, especially after oven ageing and the PAV ageing protocols.

219 Among the various ageing methods the PAVM and the prolonged oven ageing were the most  
220 effective ageing protocols, as indicated by the changes in the carbonyl and sulfoxide indices. Both the  
221 carbonyl and sulfoxide indices were found to increase during ageing. However, it has been observed that the  
222 formation of carbonyl compounds was mainly the result of applying high temperature. It is therefore  
223 suggested that the carbonyl index and the relative increase of the sulfoxide index (compared to a reference  
224 unaged value) are considered together when characterizing ageing in bituminous mixtures; especially in the  
225 case of bitumen recovered from asphalt pavements, where such high temperatures do not usually take place,  
226 using only the carbonyl index as ageing indicator may lead to incorrect conclusions with regard to the  
227 bitumen susceptibility to ageing. The graph in Fig. 4 compares the development of oxidation products after  
228 three ageing methods, namely after 25 days of room ageing, 15 days of oven ageing and the application of  
229 PAVM ageing. The formation of oxidation products varies with the ageing method for all bitumens.  
230 Nevertheless, the results confirm the greater sensitivity of Pen 70/100 bitumen to oxidize.

231

### 232 *Dynamic shear rheometer test results*

233 Oxidative ageing is known to alter the rheological properties of bitumens, causing an increase in complex  
234 modulus and a decrease in phase angle. Every bitumen type responds in a different way to ageing, and

235 therefore the changes in physical properties can be different, mainly due to its dependency on oxidation  
236 kinetics (Juristyarini et al. 2011). Fig. 5 and Fig. 6 show the master curves of Pen 40/60 and Pen 70/100  
237 bitumens, respectively, at unaged state and after the application of the R25d, O15d, RTFTO+PAVS and  
238 PAVM ageing protocols.

239 It can be observed that the most noticeable changes in complex modulus due to ageing were recorded  
240 at low frequencies as the bitumen was in the rubbery flow region, whereas minor changes were observed at  
241 high frequencies (glassy transition region). Similar to the results obtained from the FTIR measurements, it  
242 was observed that oven ageing, at 135°C for 15 days, affected the rheology of bitumens more than the  
243 combined effects of high temperature and pressure. Again, ageing at room temperature for 25 days did not  
244 result in significant differences with respect to the rheological response of fresh (unaged) bitumen. It seems  
245 that oxidation took place, but in a very slow rate, confirming that bitumen reacts slowly with atmospheric  
246 oxygen (Herrington 2012). The phase angle of the unmodified binders decreased considerably with ageing,  
247 indicating an increase in elasticity of bitumen and a reduction of its flow characteristics. Oven ageing, in  
248 particular, caused a great increase in phase angle especially at low frequencies (high temperatures), which in  
249 combination to the increase of complex modulus, is an indication of embrittlement of the material.

250 Fig. 7 shows the complex modulus and phase angle master curves for the PmB. The complex  
251 modulus of PmB increased with ageing, but to a less extent if compared to the unmodified bitumens. It was  
252 observed that after 15 days oven ageing the complex modulus, at low frequencies, increased by one order of  
253 magnitude. Overall, the rheological response of the PmB after oven ageing did not differ significantly with  
254 its response after the application of the PAVM and PAVS+RTFOT protocols, in contrast to what was  
255 observed for the unmodified binders. This possibly occurs due to the high temperature susceptibility of the  
256 polymer modified bitumen, which can undergo higher temperatures for prolonged ageing times.

257 The phase angle master curve at unaged condition shows a characteristic plateau in the intermediate  
258 frequency area. This feature actually shows the presence of polymer into the bitumen chemical structure.  
259 This characteristic plateau in the phase angle master curves is maintained after 25 days of room temperature  
260 ageing. However, the application of high temperature for prolonged time (O15d) or combinations of high  
261 temperature and pressure (PAVM and RTFOT+PAVS) caused a smoothing of the curve, as shown in Fig.  
262 10. This result may be explained by the fact that degradation of the polymer modifier can occur after the

263 specific ageing protocols. The FTIR measurements support this hypothesis as it was observed that the  
264 styrene copolymer peak degraded with ageing, especially after the application of the O15d and PAVM and  
265 RTFOT+PAVS protocols. In general, based on the rheological properties, the PmB was found to have  
266 greater resistance to the oxidation processes, while Pen 70/100 bitumen was highly sensitive to ageing.

267

## 268 **Conclusions**

269 This study aimed to compare the effects of different laboratory ageing methods on the chemical and  
270 rheological properties of unmodified and SBS modified bitumens. The evolution of the chemical properties  
271 during ageing was monitored using the indices that correspond to aromaticity and long chains, as well as to  
272 the formation of carbonyls and sulfoxides. Moreover, the characteristic peaks of the modifiers were  
273 considered. The changes in rheology were evaluated on the basis of complex modulus and phase angle  
274 master curves.

275 The influence of high temperature was clearly observed for unmodified bitumens when compared to  
276 the polymer modified bitumen in terms of both thermo-sensitivity reduction (Vignali et al. 2016) and ageing  
277 response. The ageing indexes and the rheological response of both neat bitumen types, Pen 40/60 and Pen  
278 70/100, demonstrate that high temperatures applied for a prolonged time ( $\geq 10$  days) influence more the  
279 bitumen response than the combined effects of high temperature and pressure due to PAV and RTFOT. For  
280 the polymer modified bitumen, though, oven ageing at high temperature did not result in large differences in  
281 its rheological response when compared to the response after the application of the PAVM and  
282 PAVS+RTFOT protocols, possibly due to the high temperature susceptibility of the polymer modified  
283 bitumen. Nevertheless, the characteristic plateau in the phase angle master curve at unaged condition,  
284 denoting the presence of polymer modifiers, was smoothed out after the application of high temperature  
285 for prolonged time or combinations of high temperature and pressure. It was hypothesized that the  
286 aforementioned ageing conditions degrade the polymer modifier; the evolution of the characteristic FTIR  
287 peaks of the modifiers confirmed this hypothesis.

288 The aromaticity index and the long chains index did not vary significantly after ageing at room  
289 temperatures; nevertheless, the application of high temperatures and pressure resulted in a decrease of the  
290 long chain index and an increase of the aromaticity index. In some cases, no specific trend was observed

291 with respect to ageing time or temperature. In contrast, both the carbonyl and sulfoxide indices increased  
292 with ageing. Carbonyls formed at a slower rate than the sulfoxides. Ageing at room temperature did not  
293 stimulate carbonyl formation for any of the bitumens; the carbonyl index remained equal to zero. After 60  
294 hrs of oven ageing at high temperature for the unmodified bitumens (or five days for the polymer modified  
295 bitumen) carbonyl compounds were formed, as indicated by the growth of the carbonyl index.

296 Similarly, ageing at room temperature did not influence the rheological properties of the bitumens.  
297 Overall, bitumen hardening, which was revealed by an increase in complex modulus and a decrease in phase  
298 angle, was reflected in the growth of specific chemical functional groups. The polymer modified bitumen  
299 showed a highest resistance against the oxidation, thus against stiffening and embrittlement, than neat  
300 standard bitumens. Among the unmodified bitumens, the soft Pen 70/100 bitumen exhibited the greater  
301 tendency to stiffen compared to the harder Pen 40/60 bitumen.

302

### 303 **References**

304 BRRC (2013). Method of Measurement ME 85/13, "Bitumen analysis by FTIR spectrometry: testing and  
305 analysis protocol", Belgian Road Research Centre.

306 Corbett, L.W. (1969). "Composition of asphalt based on generic fractionation, using solvent deasphalting,  
307 elution-adsorption chromatography and densimetric characterization", *Anal Chem* 1969, 41:5, 76-  
308 9.

309 Dondi, G., Vignali, V., Pettinari, M., Mazzotta, F., Simone, A., and Sangiorgi, C. (2014). "Modeling the  
310 DSR complex shear modulus of asphalt binder using 3D discrete element approach", *J.*  
311 *Construction and Building Materials*, 54, 236-246.

312 Dondi, G., Mazzotta, F., Simone, A., Vignali, V., Sangiorgi, C., and Lantieri, C. (2016). "Evaluation of  
313 different short term aging procedures with neat, warm and modified binders", *J. Construction and*  
314 *Building Materials*, 106, 282-289.

315 Herrington, P.R. (2012). "Diffusion and reaction of oxygen in bitumen films", *J. Fuel*, 94, 86-92.

316 Juristyarini, P., Davison, R., and Glover, C.J. (2011). "Development of an asphalt aging procedure to assess  
317 long-term binder performance", *J. of Petroleum Science and Technology*, 29:21, 2258-2268.

318 Karlsson, R., and Isacson, U. (2003). "Laboratory studies of diffusion in bitumen using markers", *J. of*  
319 *Materials Science*, 38, 2835-2844.

320 Lamontagne, J., Dumas, P., Mouillet, V., and Kister, J. (2001). "Comparison by Fourier transform infrared  
321 (FTIR) spectroscopy of different ageing techniques : application to road bitumen", *J. Fuel*, 80, 483-  
322 488.

323 Lerfald, B.O. (2000). "Ageing and degradation of asphalt pavements on low volume roads", PhD Thesis:  
324 Faculty of Civil and Environmental Engineering, The Norwegian University of Science and  
325 Technology.

326 Lesueur, D. (2009). "The colloidal structure of bitumen: consequences on the rheology and on the  
327 mechanisms of bitumen modification", *J. Advances in Colloid and Interface Science* 145, 42-82.

328 Lopes, M.D.M., Zhao, D., Chailleux, E., Kane, M., Gabet, T., and Petiteau, C. (2012). "Characterization of  
329 aging processes on the asphalt mixture surface", *J. HAL ID: hal-00849450, ISAP*.

330 Lu, X., Talon, Y., Redelius, P. (2008). "Aging of bituminous binders – Laboratory tests and field data",  
331 *Proceedings on the 4<sup>th</sup> Euraspalt and Eurobitumen Congress. Copenhagen, Denmark*.

332 Liu, M., Lunsford, K.M., Davison, R.R., Glover, C.J., and Bullin, J.A. (1996). "The kinetics of carbonyl  
333 formation in asphalt", *AIChE J.*, 42:4, 1069-1076.

334 Mazzotta, F., Sangiorgi, C., Vignali, V., Lantieri, C., and Dondi, G. (2016). "Rheological characterization of  
335 bituminous mastics containing waste bleaching clays", *RILEM Bookseries*, 11, 595-606.

336 Molenaar, A.A.A., Hagos, E.T., and van de Ven, F.C. (2010). "Effects of aging on the mechanical  
337 characteristics of bituminous binders in PAC", *J. of Materials in Civil Engineering ASCE*, 779-  
338 787.

339 Nivitha, M.R., Prasad, E., and Krishnan, J.M. (2016), "Ageing in modified bitumen using FTIR  
340 spectroscopy", *International Journal of Pavement Engineering*, 17:7, 565-577.

341 Petersen, J.C. (2009), "A review of the fundamentals of asphalt oxidation – chemical, physicochemical,  
342 physical property, and durability relationship", *Transportation Research Board of the National*  
343 *Academies, Circular E-C140*.

344 Redelius, P., and Soenen, H. (2015). "Relation between bitumen chemistry and performance", *J. Fuel*, 140,  
345 34-43.

346 Sangiorgi, C., Tataranni, P., Simone, A., Vignali, V., Lantieri, C., Dondi, G. (2016). “Assessment of waste  
347 bleaching clay as alternative filler for the production of porous asphalts”, *J. Construction and*  
348 *Building Materials*, 109, 1-7.

349 Van der Bergh, W. (2011). “The effect of ageing on the fatigue and healing properties of bituminous  
350 mortars”, PhD Thesis: Industrieel Ingenieur Bouwkunde, Hogeschool Antwerpen, België.

351 Vignali, V., Mazzotta, F., Sangiorgi, C., Simone, A., Lantieri, C., and Dondi, G. (2014). “Rheological and  
352 3D DEM characterization of potential rutting of cold bituminous mastics”, *J. Construction and*  
353 *Building Materials*, 73, 339-349.

354 Vignali, V., Mazzotta, F., Sangiorgi, C., Simone, A., Lantieri, C., Dondi, G. (2016). “Incorporation of  
355 Rubber Powder as Filler in a New Dry-Hybrid Technology: Rheological and 3D DEM Mastic  
356 Performances Evaluation”. *J. Materials*, 9, 842-861.

357

358 **Table 1.** Bitumen Specifications

Property	Unit	Pen 40/60	Pen 70/100	PmB
Penetration @25°C	mm	40/60	70/100	45/80
Softening Point	°C	49	44	65
Fraass Breaking Point	°C	-7	-14	-15
Dynamic viscosity @60°C	Pa·s	175	160	-
Complex shear modulus 1.59Hz - @60°C	kPa	3.6	1.8	12
Phase angle 1.6Hz - @60°C	°	87	88	69

359



360 **Table 2.** Applied Ageing Methods

Ageing method	Ageing time	Abbreviation
Fresh (unaged)	-	F
Room @24.6°C	5 days	R5d
	10 days	R10d
	15 days	R15d
	20 days	R20d
	25 days	R25d
Oven @135°C	60 hours	O60h
	5 days	O5d
	10 days	O10d
	15 days	O15d
PAV @100°C & 2.1MPa	20 hours	PAVS
	40 hours	PAVM
RTFOT+PAV	Standard conditions	RTFOT+PAVS

361

362

363 **Table 3.** Indices calculated for all bitumens

Aromaticity	$A_{1670-1535}/\sum A$
Long chain	$A_{734-710}/A_{1376}+A_{1460}$
Carbonyl	$A_{1753-1660}/\sum A$
Sulfoxide	$A_{1047-995}/\sum A$
$\sum A=A_{(2953,2862)}+A_{1700}+A_{1600}+A_{1460}+A_{1376}+A_{1030}+A_{864}+A_{814}+A_{743}+A_{724}$	

364

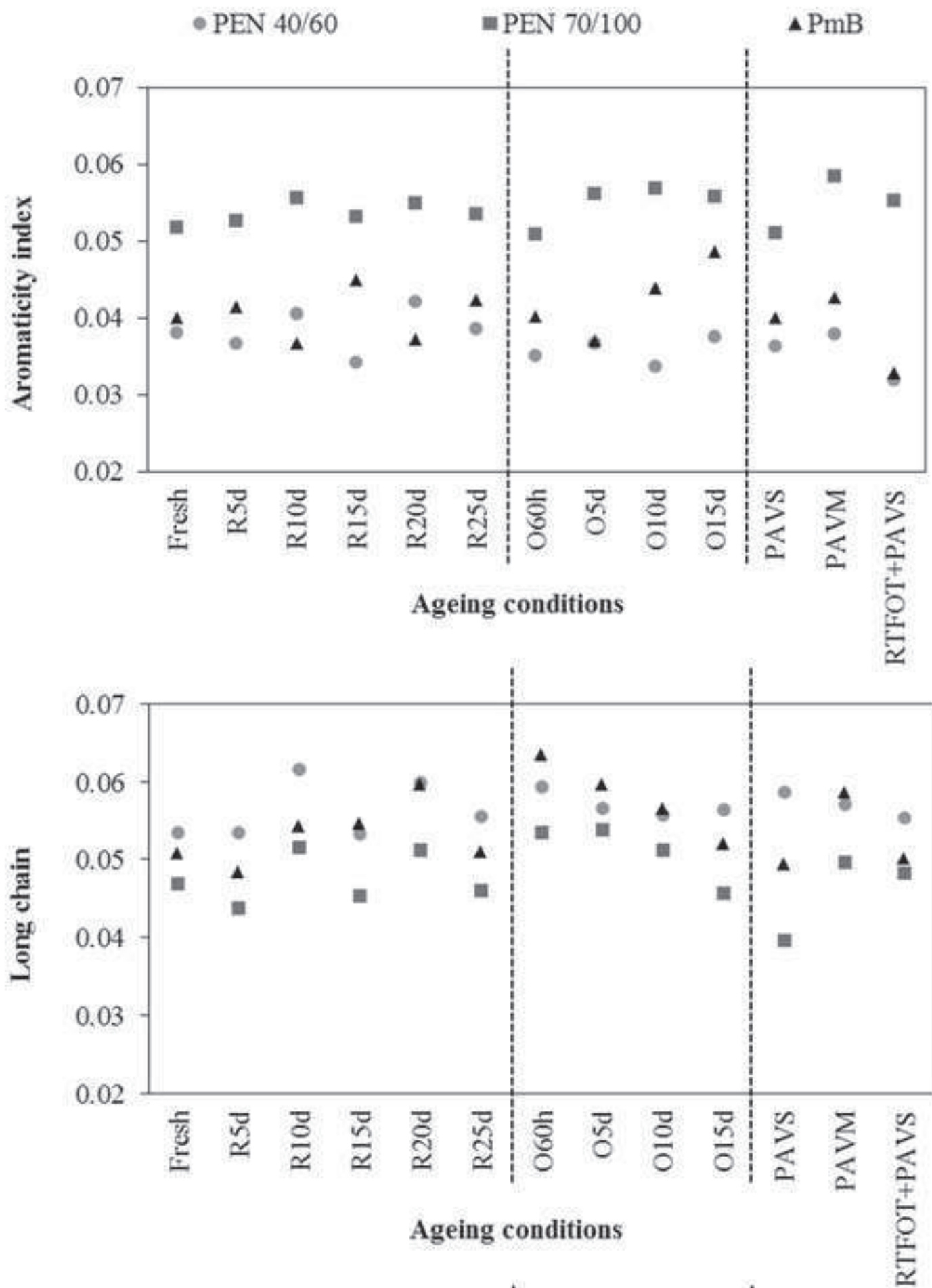
365

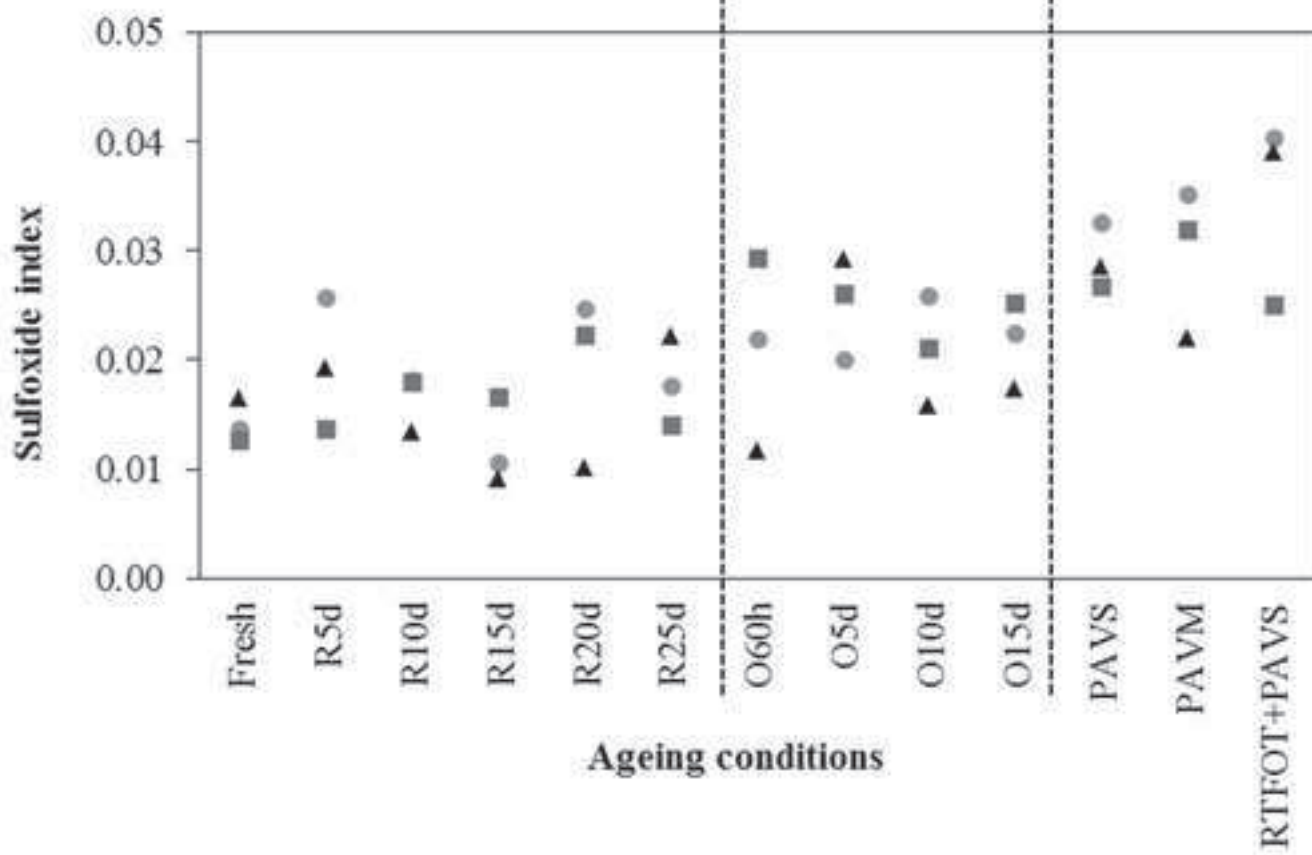
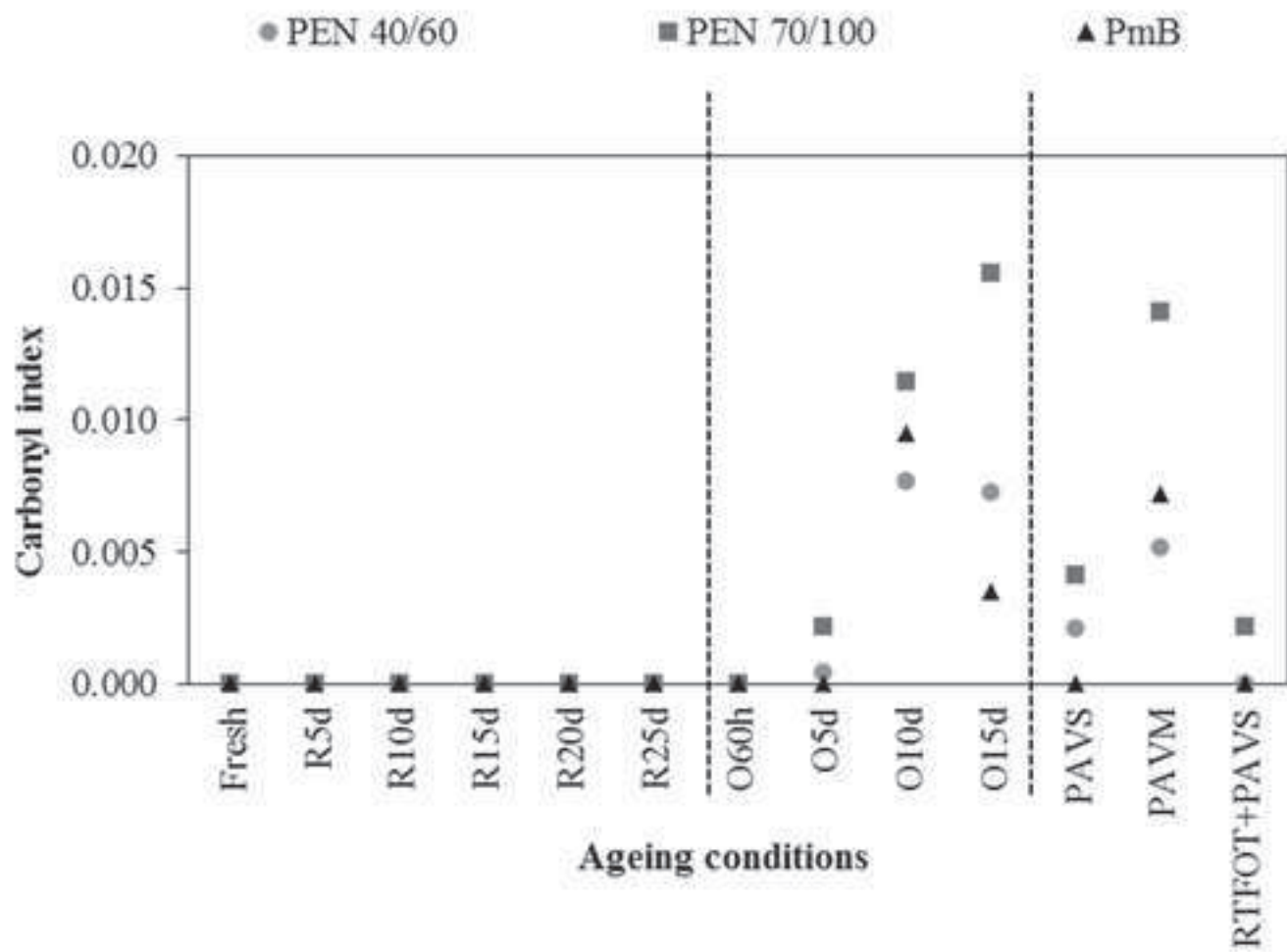
366

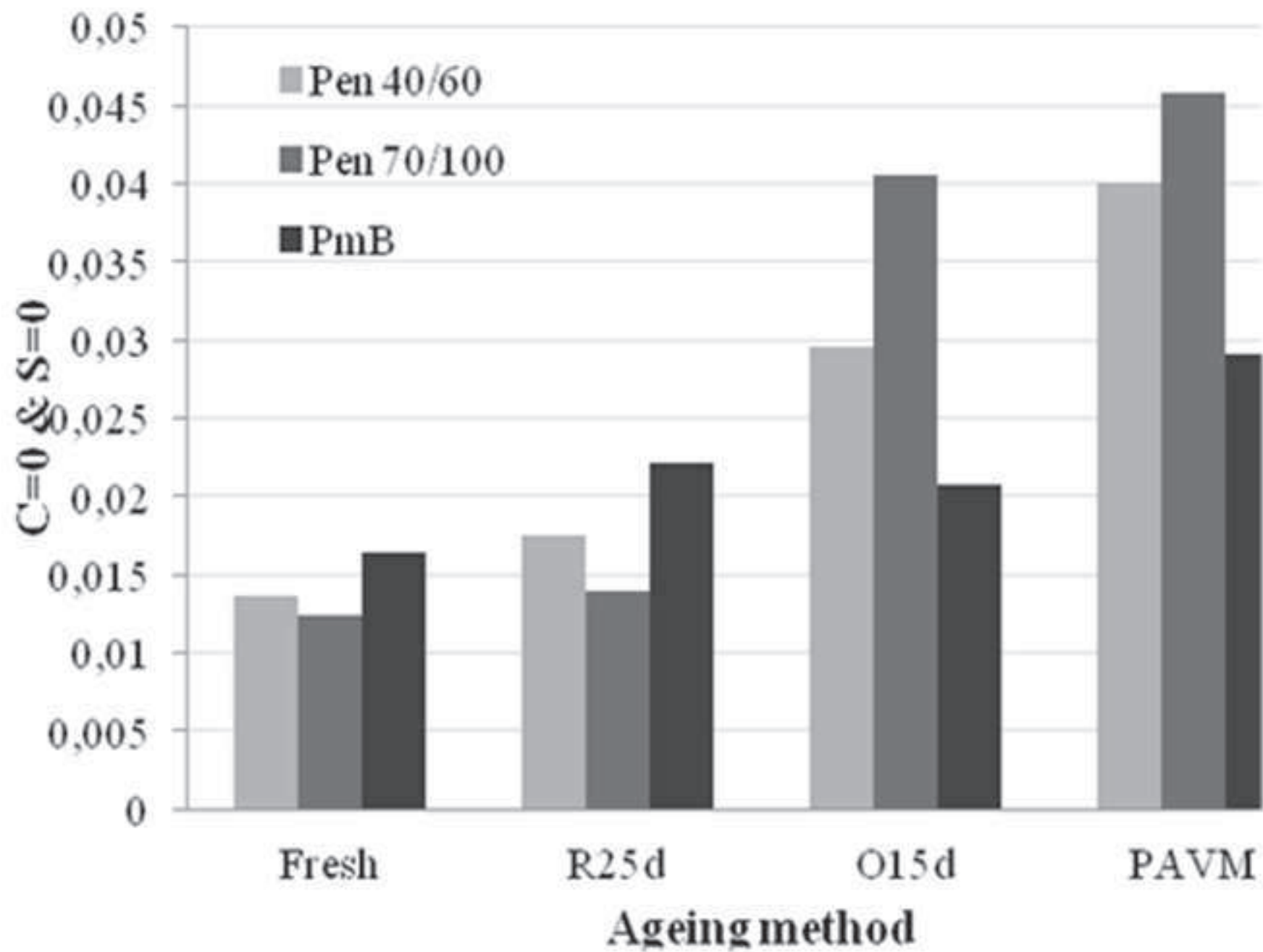
367

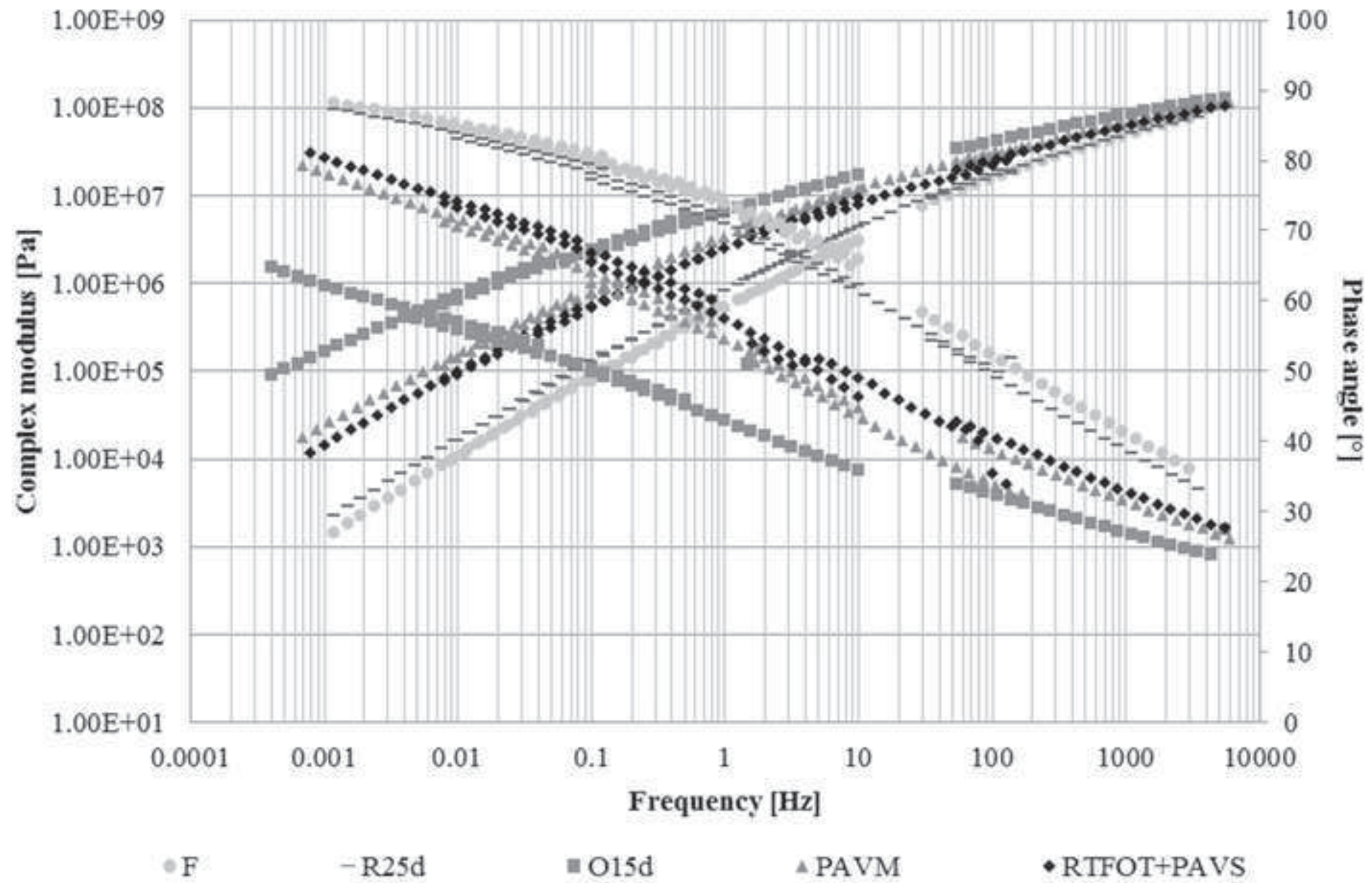
369 **Table 4.** Polymer Peaks of Polymer Modified Bitumen obtained by FTIR

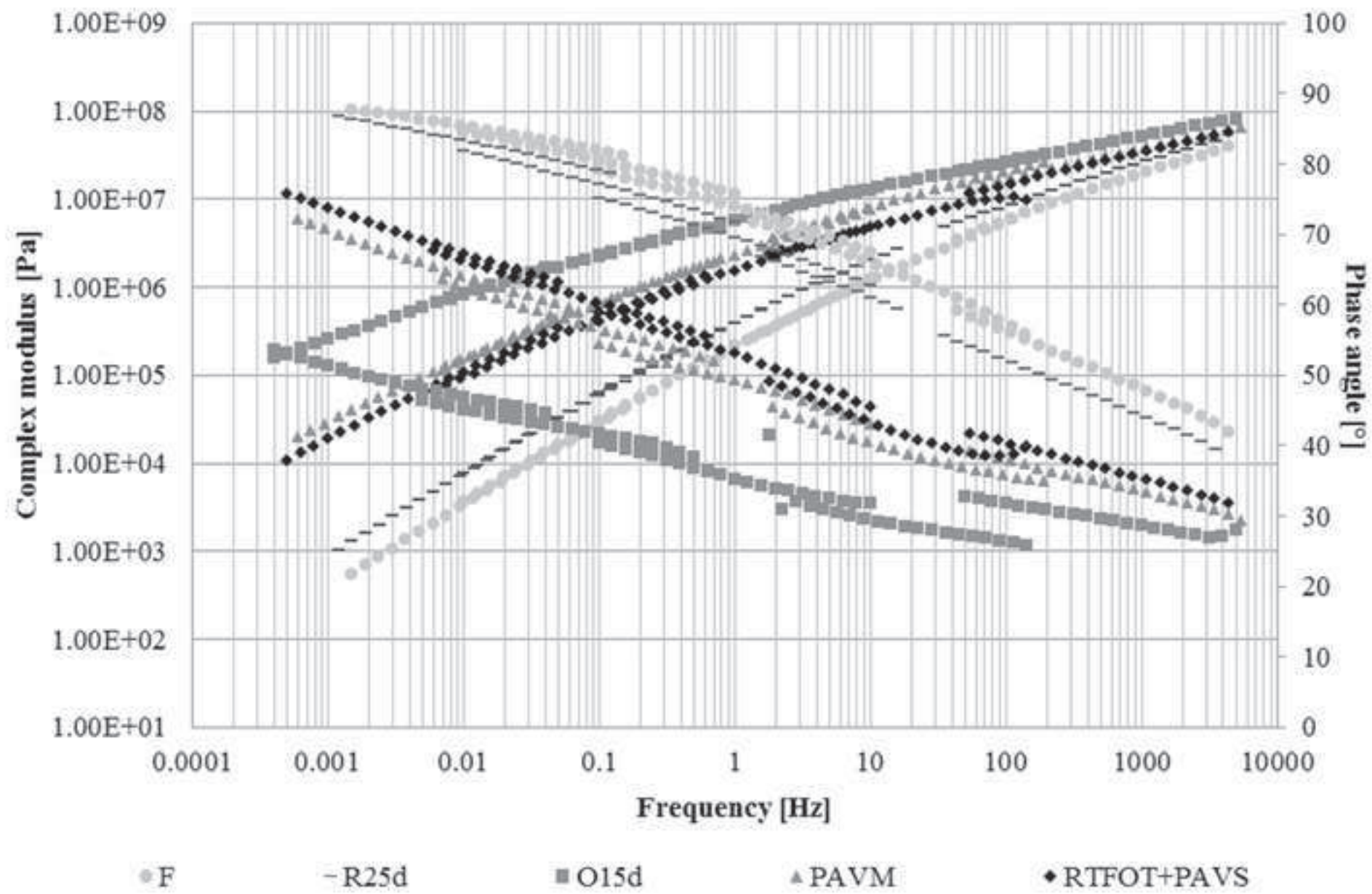
Ageing method	Styrene peak [700 cm <sup>-1</sup> ]	Butadiene peak [968 cm <sup>-1</sup> ]
fresh (unaged)	0.3436	0.2102
R5d	0.2995	0.1954
R10d	0.3069	0.2067
R15d	0.3001	0.1862
R20d	0.2726	0.1859
R25d	0.2877	0.1890
O60h	0.3219	0.2137
O5d	0.3156	0.2173
O10d	0.3006	0.2147
O15d	0.3085	0.2150
PAVS	0.3097	0.2179
PAVM	0.3036	0.2233
RTFOT+PAVS	0.3251	0.2334



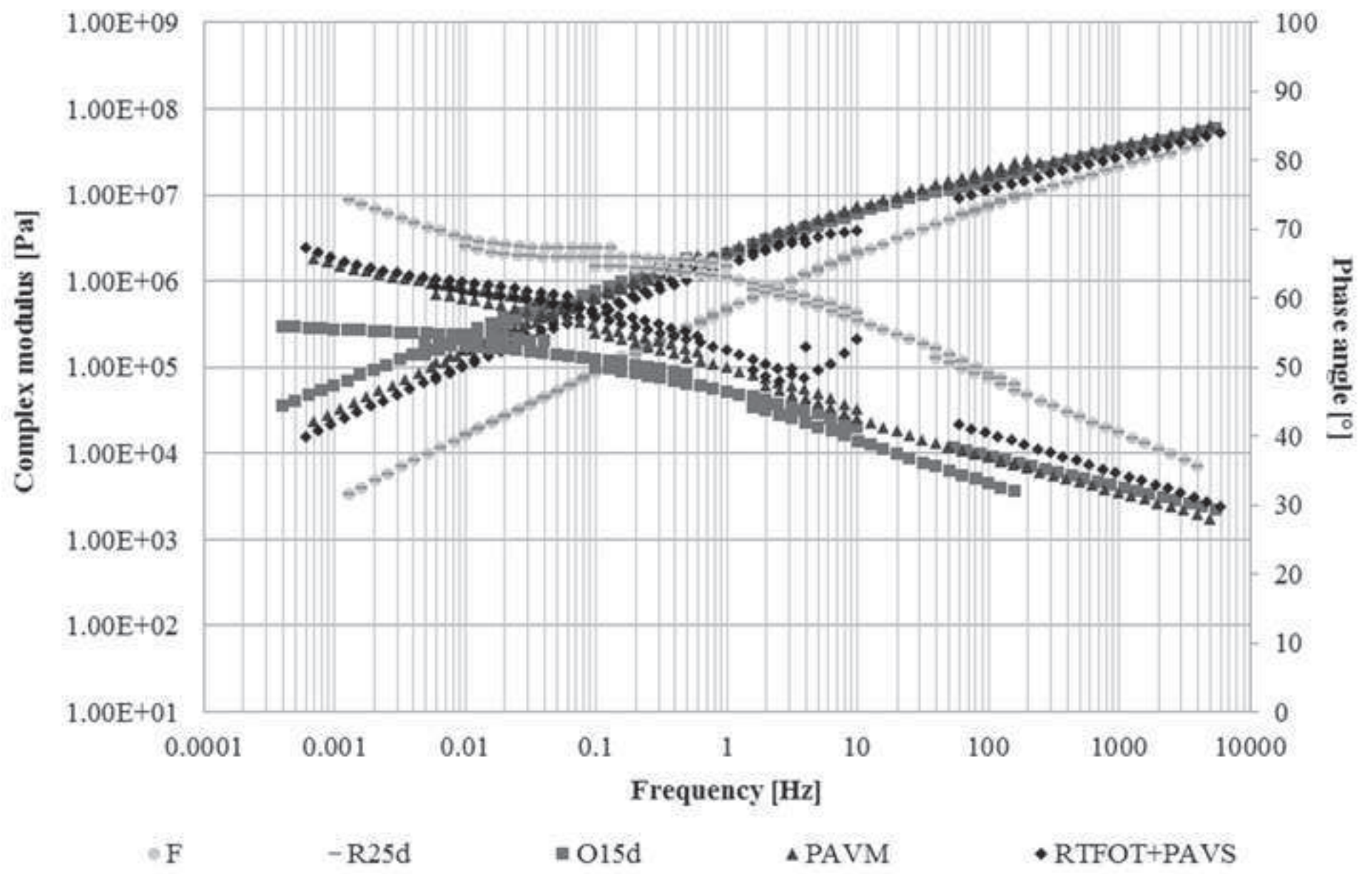


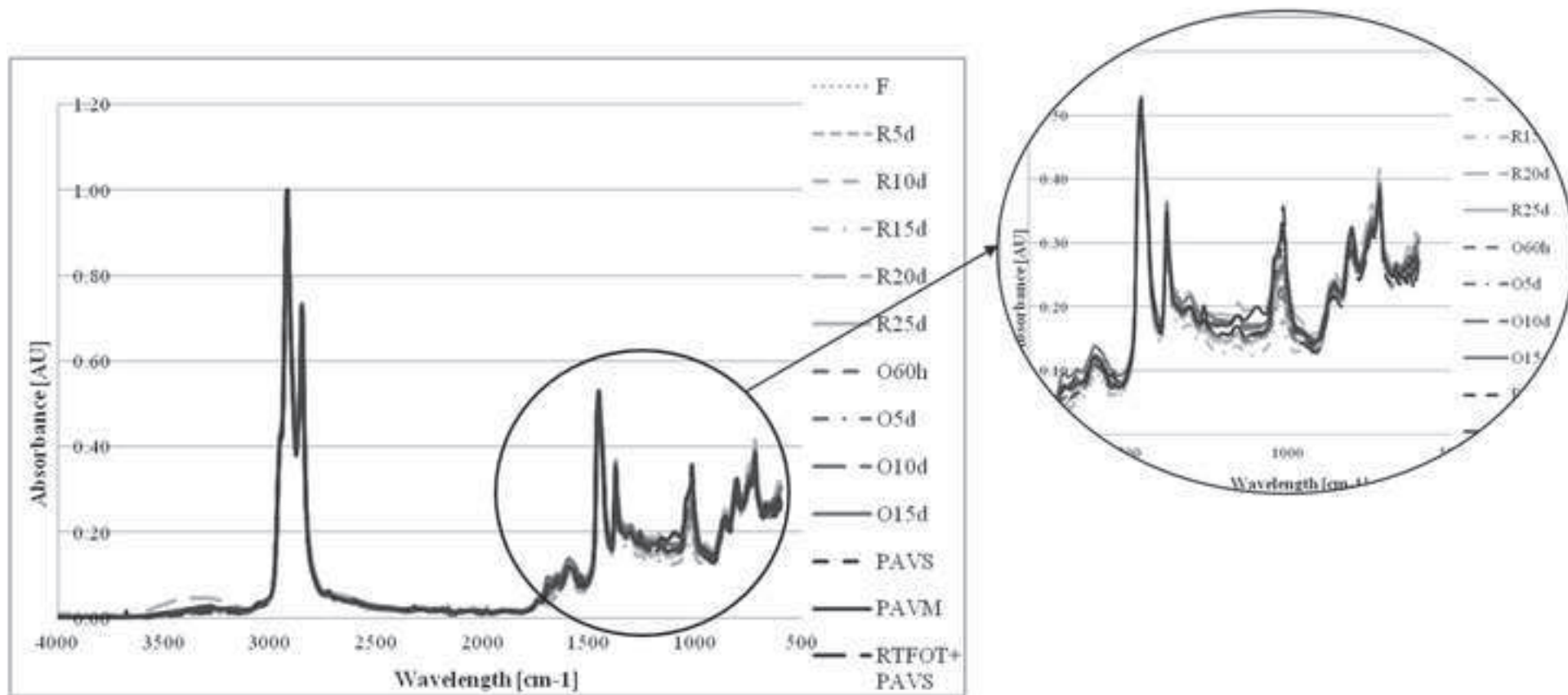












### **List of figure captions**

**Fig. 1.** Detail of the FTIR spectra.

**Fig. 2.** Aromaticity and long chain indices for all bitumen types after the application of the different ageing methods.

**Fig. 3.** Carbonyl and sulfoxide indices for all bitumen types.

**Fig. 4.** Growth of C=O and S=O oxidation products of laboratory aged bitumens.

**Fig. 5.** Master curves of complex modulus and phase angle of Pen 40/60 at different ageing conditions.

**Fig. 6.** Master curves of complex modulus and phase angle of Pen 70/100 at different ageing conditions.

**Fig. 7.** Master curves of complex modulus and phase angle of PmB at different ageing conditions.